

AN INTRODUCTION TO
ENGLISH SKILLS
AND SOCIAL CONTEXT MATERIALS

LEARNING AND USING THE ALPHABET

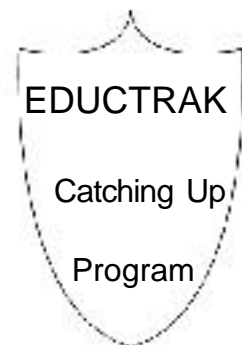
Level One

Produced by:
www.eductrak.com

(c)

2001

Jack Abramowitz
Kenneth Job
Ray Adkins
Shelley Uva
Kenneth Uva
Joah Ferchak (Webmaster)



Outline for Level I

Lesson

- 1(a) Introduction to ALPHABET - PRINT capital and lower case
- 1(b) ALPHABET write cursorily in CAPITAL and in lower case
- 2(a) ALPHABET review - PRINT and write alphabet in CAPITALS and in lower case
- 2(b) PRINT "Words We Use"
- 3(a) Write cursorily "Words We Use"
- 3(b) PRINT and/or write cursorily "Words We Use"
- 4(a) ALPHABET - PRINT and/or write cursorily the letter "A" , review its sounds,
and learn about VOWELS and CONSONANTS
- 4(b) ALPHABET - PRINT and/or write cursorily "B" and "C" and review their sounds
- 5(a) ALPHABET - PRINT and/or write cursorily "D" and "E" and review their sounds
- 5(b) ALPHABET - PRINT and/or write cursorily "F" and "G" and review their sounds
- 6(a) ALPHABET - PRINT and/or write cursorily "H" and "I" and review their sounds
- 6(b) ALPHABET - PRINT and/or write cursorily "J" and "K" and review their sounds
- 7(a) ALPHABET - PRINT and/or write cursorily "L" and "M" and review their sounds
- 7(b) ALPHABET - PRINT and/or write cursorily "N" and "O" and review their sounds
- 8(a) ALPHABET - PRINT and/or write cursorily "P" and "Q" and review their sounds
- 8(b) ALPHABET - PRINT and/or write cursorily "R" and "S" and review their sounds
- 9(a) ALPHABET - PRINT and/or write cursorily "T" and "U" and review their sounds
- 9(b) ALPHABET - PRINT and/or write cursorily "V" and "W" and review their sounds
- 10(a) ALPHABET - PRINT and/or write cursorily "X" and "Y" and review their sounds
- 10(b) ALPHABET - PRINT and/or write cursorily "Z" and "special sounds of letters"
and review their sounds
- 11(a) PRINT or write cursorily the names of several countries
- 11(b) PRINT or write cursorily the names of several cities
- 12(a) PRINT or write cursorily the names of several States.
- 12(b) PRINT or write cursorily the NAMES WE USE
- 13(a) PRINT the months of the year
- 13(b) Write cursorily the months of the year
- 14(a) PRINT the days of the week and their abbreviations
- 14(b) Write cursorily the days of the week and their abbreviations
- 15(a) PRINT or write cursorily the names of some of the foods we eat
- 15(b) PRINT or write cursorily the names of the graphics shown
- 16(a) PRINT or write cursorily the names of the graphics shown
- 16(b) PRINT or write cursorily the names of the graphics shown
- 17(a) Read each sentence and then PRINT and write cursorily each sentence once and
note maps on the page
- 17(b) Read each sentence and then PRINT and write cursorily each sentence once and
note map on the page
- 18(a) Read each sentence and then PRINT and write cursorily each sentence once
- 18(b) Read each sentence and then PRINT and write cursorily each sentence once
- 19(a) Read each sentence and then PRINT and write cursorily each sentence once and
note map on the page
- 19(b) Read each sentence and then PRINT and write cursorily each sentence once

PRINT your name: _____

NOTE: Letters and words can be PRINTED or written cursively.
They can be PRINTED or written cursively in CAPITAL LETTERS
or in "lower case"

THE ALPHABET

(Try to read all words. Your teacher will help you if you need help.)

Directions: PRINT means print in CAPITAL letters.

"Print" means print in lower case letters.

WRITE means WRITE CURSIVELY in CAPITAL letters.

Write means write cursively in lower case letters.

These are the PRINTED CAPITAL letters of the alphabet.

A B C D E F G H I J K L M N
O P Q R S T U V W X Y Z

PRINT each CAPITAL letter ONCE.

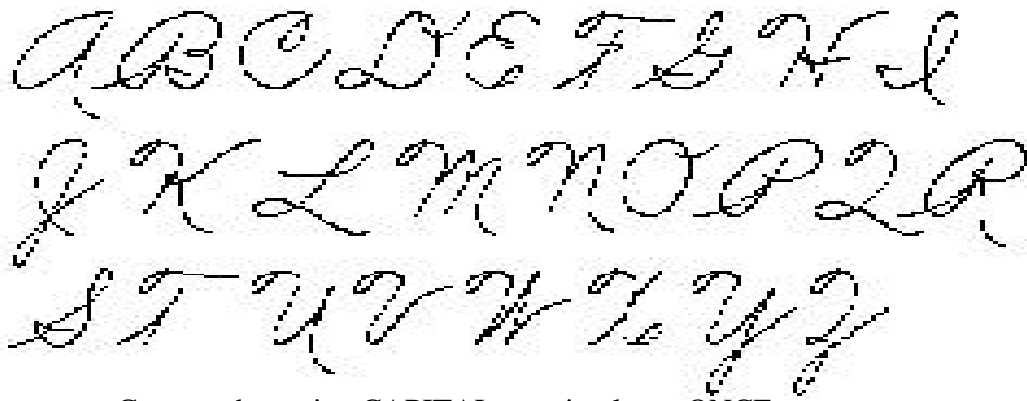
These are the PRINTED "lower case" letters of the alphabet.

abcdefghijklmnop
opqrstuvwxyz

PRINT each "lower case" letter ONCE.

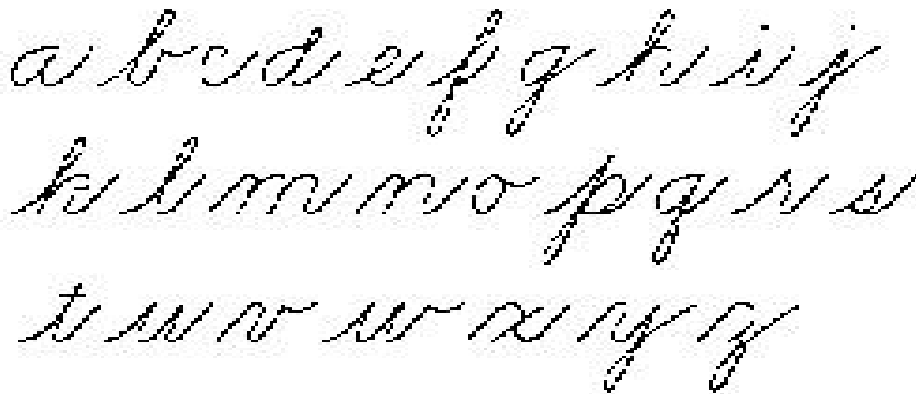
Lesson 1(b)

These are the cursive CAPITAL letters of the alphabet.



Copy each cursive CAPITAL cursive letter ONCE

These are the cursive "lower case" letters of the alphabet.



Copy each "lower case" cursive letter ONCE

Your work in this lesson is: ___ Good ___ Fair ___ Not good enough.

If "Not good enough": TRY AGAIN

Lesson 2 (a)

PRINT your name: _____

THE ALPHABET (Review)

(Try to read all words. Your teacher will help you if you need help.)

Directions: PRINT means print in CAPITAL letters.

Print means print in lower case letters

WRITE means WRITE CURSIVELY in CAPITAL letters.

Write" means write cursively in lower case letters.

PRINT the CAPITAL letters of the alphabet 2 times each.

—	—	—	—	—	—	—	—	—	—	—	—	—
—	—	—	—	—	—	—	—	—	—	—	—	—
—	—	—	—	—	—	—	—	—	—	—	—	—
—	—	—	—	—	—	—	—	—	—	—	—	—

"Print" the "lower case" letters of the alphabet 2 times each.

—	—	—	—	—	—	—	—	—	—	—	—	—
—	—	—	—	—	—	—	—	—	—	—	—	—
—	—	—	—	—	—	—	—	—	—	—	—	—
—	—	—	—	—	—	—	—	—	—	—	—	—

Write the cursive CAPITAL letters of the alphabet 2 times each.

—	—	—	—	—	—	—	—	—	—	—	—	—
—	—	—	—	—	—	—	—	—	—	—	—	—
—	—	—	—	—	—	—	—	—	—	—	—	—
—	—	—	—	—	—	—	—	—	—	—	—	—

Write the cursive "lower case" letters of the alphabet 2 times each.

—	—	—	—	—	—	—	—	—	—	—	—	—
—	—	—	—	—	—	—	—	—	—	—	—	—
—	—	—	—	—	—	—	—	—	—	—	—	—
—	—	—	—	—	—	—	—	—	—	—	—	—

Your work in this lesson is: ___ Good ___ Fair ___not good enough.

If "Not good enough": TRY AGAIN

Lesson 2 (b)

Write your name cursively _____

WORDS WE USE

(Try to read all words. Your teacher will help you if you need help.)

Directions: PRINT means print in CAPITAL letters.

Print means print in lower case letters

WRITE means WRITE CURSIVELY in CAPITAL letters.

Write means write cursively in lower case letters.

PRINT this word 2 times below

HORSE

____ _
____ _

PRINT this word 2 times below

AUTO

____ _
____ _

PRINT this word 3 times below

TRUNK

____ _
____ _
____ _

PRINT this word 3 times below

FIELD

____ _
____ _
____ _

PRINT this word 3 times below

OCEAN

____ _
____ _
____ _

PRINT this word 3 times below

STORE

____ _
____ _
____ _

PRINT this word 3 times below

STATE

____ _
____ _
____ _

PRINT this word 3 times below

MONEY

____ _
____ _
____ _

PRINT this word 3 times below

FIELD

____ _
____ _
____ _

PRINT this word 3 times below

WRECK

____ _
____ _
____ _

Your work in this lesson is: ___ Good ___ Fair ___ not good enough. TRY AGAIN

Lesson 3 (a)

PRINT your name: _____

WORDS WE USE

(Try to read all words. Your teacher will help you if you need help.)

Directions: PRINT means print in CAPITAL letters

Print means print in lower case letters

WRITE means WRITE CURSIVELY in CAPITAL letters.

Write means write cursively in lower case letters.

Write this word cursively 2 times below

ROUND

____ _
____ _

Write this word cursively 2 times below

STAY

____ _
____ _

Write this word cursively 3 times below

TURN

____ _
____ _
____ _

Write this word cursively 3 times below

BOAT

____ _
____ _
____ _

Write this word cursively 3 times below

GLASS

____ _
____ _
____ _

Write this word cursively 3 times below

SKIRT

____ _
____ _
____ _

Write this word cursively 3 times below

LARGE

____ _
____ _
____ _

Write this word cursively 3 times below

SMALL

____ _
____ _
____ _

Write this word cursively 3 times below

HOUSE

____ _
____ _
____ _

Write this word cursively 3 times below

OPERA

____ _
____ _
____ _

Your work in this lesson is: ___Good ___Fair ___not good enough. TRY AGAIN

Lesson 3 (b)

PRINT your name: _____

WORDS WE USE

(Try to read all words. Your teacher will help you if you need help.)

Directions: PRINT means print in CAPITAL letters.

Print means print in lower case letters

WRITE means WRITE CURSIVELY in CAPITAL letters.

Write means write cursively in lower case letters.

Write this word cursively 2 times below

BEACH

____ _
____ _

PRINT this word cursively 2 times below

HAIR

____ _
____ _

PRINT this word cursively 3 times below

TURN

____ _
____ _
____ _

Write this word cursively 3 times below

STORM

____ _
____ _
____ _

Write this word cursively 2 times below

CREAM

____ _
____ _

PRINT this word 2 times below

TRAIN

____ _
____ _

Write this word cursively 3 times below

RANCH

____ _
____ _
____ _

PRINT this word 3 times below

LEMON

____ _
____ _
____ _

Write this word cursively 3 times below

START

____ _
____ _
____ _

Write this word cursively 3 times below

PIANO

____ _
____ _
____ _

Your work in this lesson is: ___ Good ___ Fair ___ not good enough. TRY AGAIN

Level I

Lesson 4(a)

PRINT your name: _____

SOUNDS OF THE LETTERS

(Try to read all words. Your teacher will help you if you need help.)

Directions: PRINT means print in CAPITAL letters.

Print means print in lower case letters

WRITE means WRITE CURSIVELY in CAPITAL letters.

Write means write cursively in lower case letters.

THE LETTER A

The FIVE (5) letters A E I O U are called VOWELS

The other TWENTY-ONE (21) letters are called CONSONANTS

A is a VOWEL.

PRINT "A" 5 times _____

Write "A" cursively 5 times _____

The sounds of A:

The letter A can have a short sound, as in APPLE



PRINT "APPLE" 3 times _____

Write "apple" cursively 3 times _____

The letter A can also have the long sound of "aay" as in GAME or CANE

PRINT "GAME" 4 times _____

Write "cane" cursively 4 times _____

Sometimes the letter A also has the shorter sound of "aah" as in JAR or STAR

PRINT "JAR" 4 times _____

Write "jar" cursively 4 times _____



Write "star" cursively 4 times _____

Your work in this lesson is: ___ Good ___ Fair ___ not good enough. TRY AGAIN

Lesson 4(b)

Write your name cursively: _____

SOUNDS OF THE LETTERS

(Try to read all words. Your teacher will help you if you need help.)

Directions: PRINT means print in CAPITAL letters.

Print means print in lower case letters

WRITE means WRITE CURSIVELY in CAPITAL letters.

Write means write cursively in lower case letters.

THE LETTERS B and C

B is a consonant

PRINT "B" 7 times ___ ___ ___ ___ ___ ___ ___

Write "b" cursively 7 times ___ ___ ___ ___ ___ ___ ___

The sound of the letter B is shown in the words BOTTLE, CLUB, and JOB

PRINT "CLUB" 4 times _____ _____ _____ _____

Write "bottle" cursively 3 times _____ _____ _____

C is a consonant

PRINT "C" 7 times ___ ___ ___ ___ ___ ___ ___

Write "c" cursively 7 times ___ ___ ___ ___ ___ ___ ___

The letter C can have the soft sound of "ss" as in PLACE, NIECE, PIECE and GRACE
(NOTE: in PLACE, the A is the long "aay", the C is the soft "ss", and the E is silent.
In NIECE and PIECE, the "ie" has the sound of "ee", the C is soft, the final E is silent)

PRINT "PLACE" 3 times _____ _____ _____

Write PLACE cursively 3 times _____ _____ _____

The letter C can also have the hard sound of "k" as in COLD, CAN, CARD and COPY
(in COLD the C is hard as in "k", and the O is long as in "oh")

Write "cold" cursively 4 times _____ _____ _____ _____

PRINT "CARD" 4 times _____ _____ _____ _____

Write "copy" cursively 4 times _____ _____ _____ _____

Your work in this lesson is: ___ Good ___ Fair ___not good enough. TRY AGAIN

Level I

Lesson 5(a)

PRINT your name: _____

SOUNDS OF THE LETTERS

(Try to read all words. Your teacher will help you if you need help.)

Directions: PRINT means print in CAPITAL letters.

Print means print in lower case letters

WRITE means WRITE CURSIVELY in CAPITAL letters.

Write means write cursively in lower case letters.

THE LETTERS D and E

D is a consonant

PRINT "D" 7 times ____ _

Write "d" cursively 7 times ____ _

The sound of the letter D is hard as is shown in the words DESK, DAY, DISC

(Note: in DESK the hard D is followed by an E which has the "eh" sound.

In DISC the hard D is followed by and I which has the "ih" sound.)

PRINT "DESK" 5 times ____ _

Write "disc" cursively 5 times ____ _

E is a vowel

The letter E can have the long sound of "ee" as in RELAY, ME, BE, ZEBRA

(Note: in RELAY the E has the "ee" sound and the AY as the "aay" sound

In ZEBRA the E has the "ee" sound

(in England it has the "eh" sound)

and the A has the "uh" sound)



PRINT "ZEBRA" 2 times ____ _

Write "zebra" cursively 3 times ____ _

Write "me", "be" and "he" cursively 3 times each ____ _

____ _

Your work in this lesson is: ___Good ___Fair ___not good enough. TRY AGAIN

Lesson 5(b)

Write your name cursively: _____

SOUNDS OF THE LETTERS

(Try to read all words. Your teacher will help you if you need help.)

Directions: PRINT means print in CAPITAL letters.

Print means print in lower case letters

WRITE means WRITE CURSIVELY in CAPITAL letters.

Write means write cursively in lower case letters.

THE LETTERS F and G

F is a consonant

PRINT "F" 7 times _____

Write "f" cursively 7 times _____

The sound of the letter F is shown in the words FISH, LIFT, FARM and FIELD

(Note: In FISH and LIFT the sound of F is followed by an "i" that has the sound of "ih" .

PRINT "FISH" 4 times _____

Write "fish" cursively 3 times _____

Write "field" cursively 3 times _____

G is a consonant.

The letter G can have a hard sound, as in DOG.

It can also have a soft sound of "j" as in LARGE,

The word GARAGE has a hard G followed by a soft "j" sounding G



PRINT "LARGE" 3 times _____

Write "garage" cursively 3 times _____

PRINT "GARAGE" 3 times _____

Your work in this lesson is: ___Good ___Fair ___not good enough. TRY AGAIN

Lesson 6(a)

PRINT your name: _____

SOUNDS OF THE LETTERS

(Try to read all words. Your teacher will help you if you need help.)

Directions: PRINT means print in CAPITAL letters.

Print means print in lower case letters

WRITE means WRITE CURSIVELY in CAPITAL letters.

Write means write cursively in lower case letters.

THE LETTERS H and I

H is a consonant

PRINT "H" 7 times _____

Write "h" cursively 7 times _____

The sound of H is shown in the words HAT, HALL and HOUSE



Print "HOUSE" 4 times _____

Write "house" cursively 3 times _____

I is a vowel

Print "I" 7 times _____

Write "i" cursively 7 times _____

The letter "i" can have the hard sound of "ih", as in STICK, PILL, ILL, and GRIP
It can also have the long sound of "iye", as in FIRE, BITE, NINE and HIDE
Sometimes it has the sound of "ee", as in ANTIQUE, (your teacher can help you find the meaning of "antique".

PRINT "STICK" 3 times _____

PRINT "ANTIQUE" 3 times _____

Write "antique" cursively 2 times _____

Write "stick" cursively 3 times _____

Your work in this lesson is: ___Good ___Fair ___not good enough. TRY AGAIN.

Lesson 6(b)

Write your name cursively _____

SOUNDS OF THE LETTERS

(Try to read all words. Your teacher will help you if you need help.)

Directions: PRINT means print in CAPITAL letters.

Print means print in lower case letters

WRITE means WRITE CURSIVELY in CAPITAL letters.

Write means write cursively in lower case letters.

THE LETTERS **J** and **K**

J is a consonant.

PRINT "J" 7 times ____

Write "j" cursively 7 times ____

The sound of "J" is shown in the words JAR, JEANS, JOKE, JEWEL, and JAM.

Write "jar" cursively 4 times ____

PRINT "JEANS" 4 times ____

Write "jewel" cursively 3 times ____



K is a consonant.

PRINT "K" 7 times ____

Write "k" 7 times ____

The letter "K" has a hard sound, as in CAKE, RAKE, and BRAKE. It is also sometimes silent, as in KNIFE.

Write "brake" cursively 3 times ____

PRINT "BRAKE" 4 times ____

Write "knife" cursively 3 times ____

PRINT "KNIFE" 3 times ____

Your work in this lesson is: ___Good ___Fair ___not good enough. TRY AGAIN

Lesson (7a)

Write your name cursively: _____

SOUNDS OF THE LETTERS

(Try to read all words. Your teacher will help you if you need help.)

Directions: PRINT means print in CAPITAL letters.

Print means print in lower case letters

WRITE means WRITE CURSIVELY in CAPITAL letters.

Write means write cursively in lower case letters.

THE LETTERS L and M

L is a consonant

PRINT "L" 7 times ____

Write "l" cursively 7 times ____

The sound of "L" is shown in the words LEMON, PAIL, LIST, CLOCK



PRINT "LEMON" 3 times _____

Write "lemon" cursively 3 times _____

Write "clock" cursively 3 times _____

PRINT "CLOCK" 3 times _____

M is a consonant

Print "M" 7 times ____

Write "m" cursively 7 times ____

The sound of "M" is shown in the sound of MONEY, MASK, MAP, and TOMORROW

Write "money " cursively 2 times _____



PRINT "TOMORROW" 2 times _____

Write "tomorrow" cursively 2 times _____

Write "mask" cursively 3 times _____

Your work in this lesson is: ___Good ___Fair ___not good enough. TRY AGAIN

Level I

Lesson (7b)

PRINT your name: _____

SOUNDS OF THE LETTERS

(Try to read all words. Your teacher will help you if you need help.)

Directions: PRINT means print in CAPITAL letters.

Print means print in lower case letters

WRITE means WRITE CURSIVELY in CAPITAL letters.

Write means write cursively in lower case letters.

THE LETTERS N and O

N is a consonant

PRINT "N" 7 times ____ _

Write "n" cursively 7 times ____ _

The sound of "N" is shown in the words NEST, NORTH, WINDOW, and TRAIN

PRINT "NORTH" 4 times _____

Write "north" cursively 3 times _____



Write "train" cursively 3 times _____

O is a vowel

Print "O" 7 times ____ _

Write "o" cursively 7 times ____ _

"O" can have a long sound, as in ROSE, OBEY, TOKEN, and OVAL

It can also have an "aw" sound, as in LONG, ORGAN, and STRONG

"O" also sometimes has a short sound, as in LOG, OCCUPY, and BOTTLE

It also has the sound of "ooh" as in DO, TO, and TWO

WATCH OUT OF THE MANY SOUNDS OF "O"!

PRINT"TOKEN" 3 times _____

Write "occupy" cursively 3 times _____

Write "bottle" cursively 3 times _____

Your work in this lesson is: ___Good ___Fair ___not good enough. TRY AGAIN

Lesson 8(a)

PRINT your name: _____

SOUNDS OF THE LETTERS

(Try to read all words. Your teacher will help you if you need help.)

Directions: PRINT means print in CAPITAL letters.

Print means print in lower case letters

WRITE means WRITE CURSIVELY in CAPITAL letters.

Write means write cursively in lower case letters.

THE LETTERS P and Q

P is a consonant

PRINT "P" 7 times ____ _

Write "p" cursively 7 times ____ _

The sound of "P" is shown in the words PENCIL, PORCH, and REPORT

PRINT "PENCIL" 3 times _____

Write "pencil" cursively 3 times _____

Write "report" cursively 3 times _____

Q is a consonant

PRINT "Q" 7 times ____ _

Write "q" cursively 7 times ____ _

The letter "Q" is most often used with the letter "u". "QU" gives the sound of "kw" as in QUIET, QUART, QUOTE, and QUESTION. However, there are times when "q" will have a hard "k" sound as in "PIQUE", and "TORQUE". (Your teachers can help you learn the meaning of "pique" and "torque".)

PRINT "QUIET" 4 times _____

Write "question" cursively 2 times _____

Write "quote" cursively 3 times _____

Write "torque" cursively 3 times _____

Your work in this lesson is: ___ Good ___ Fair ___ not good enough. TRY AGAIN

Lesson 8(b)

Write your name cursively: _____

SOUNDS OF THE LETTERS

(Try to read all words. Your teacher will help you if you need help.)

Directions: PRINT means print in CAPITAL letters.

Print means print in lower case letters

WRITE means WRITE CURSIVELY in CAPITAL letters.

Write means write cursively in lower case letters.

THE LETTERS R and S

R is a consonant

Print "R" 7 times ____

Write "r" cursively 7 times ____



The sound of "R" is shown in the words RAPID, STORE, DRAIN, and RABBIT

PRINT "RABBIT" 2 times _____

Write "rabbit" cursively 2 times _____

Write "drain" cursively 3 times _____

S is a consonant

PRINT "S" 7 times ____

Write "s" cursively 7 times ____

The letter "S" can have an "ess" sound as in SEAL, SACK, INSIST and PASTURE

It can also have a "z" sound as in RAISIN, LOSE, NOSE, and CLOSET

Sometimes the "S" can have a "zh" sound as in TREASURE and PLEASURE

PRINT "PASTURE" 3 times _____

Write "pasture" cursively 2 times _____

Write "treasure" cursively 2 times _____

PRINT "TREASURE" 2 times _____

Your work in this lesson is: ___ Good ___ Fair ___ not good enough. TRY AGAIN

Lesson 9(a)

Write your name cursively: _____

SOUNDS OF THE LETTERS

(Try to read all words. Your teacher will help you if you need help.)

Directions: PRINT means print in CAPITAL letters.

Print means print in lower case letters

WRITE means WRITE CURSIVELY in CAPITAL letters.

Write means write cursively in lower case letters.

THE LETTERS T and U

T is a consonant.

PRINT "T" 7 times _____

Write 't' cursively 7 times _____

The sound of the letter "T" is shown in the words , CAT, RETURN, and TREASURE



PRINT "CAT" 3 times _____

PRINT "RETURN" 3 TIMES _____

Write "treasure" cursively 2 times _____

U is a vowel.

PRINT "U" 7 times _____

Write "U" cursively 7 times _____

The sound of the letter "U" can be "oo", as in RUDE and JUNE.

It can also have the sound of "yoo", as in CUTE, PURE, and MUSIC.

Sometimes it has the sound of either "oo" or "yoo", as in STUDENT or DUTY.

It can also have the short sound of "uh", as in STUDY, BLUFF, and STUCCO

PRINT "MUSIC" 4 TIMES _____

Write "student" cursively 3 times _____

Write "stucco" cursively 3 times _____

Your work in this lesson is: ___Good ___Fair ___not good enough. TRY AGAIN